
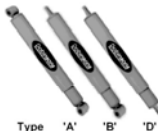







**MAKE:** NISSAN**TYPE:** Patrol**MODEL:** Y61 GU**YEAR:** 12/1997 on**DETAIL:** L.W.B. & S.W.B. Station Wagon

NISS-62



FRONT		TYPE	QTY	PART NUMBER
 <p><b>COIL SPRING</b> Type 'C'</p> <p><b>S.W.B.</b> Linear Rate Raised Height (30mm Lift)</p> <p><b>L.W.B.</b> <b>2.8/3.0L TD</b> <b>&amp; 4.2L Diesel</b></p> <p>Linear Rate – Standard Height</p> <p>Linear Rate – Raised Height (40mm Lift) Recommended</p> <p>Linear Rate – Raised Height (75mm Lift)</p> <p>Linear Rate Raised Height (50mm Lift) <b>OR</b> (40mm Lift) 60-100Kg Accessories</p> <p><b>4.5L &amp; 4.8L Petrol &amp; 4.2L TD</b></p> <p>Linear Rate – Standard Height</p> <p>Linear Rate Raised Height (30mm Lift – Recommended)</p> <p>Linear Rate – Raised Height (75mm Lift)</p> <p>Linear Rate Raised Height (60mm Lift) <b>OR</b> (45mm Lift) 60-110Kg Accessories</p> <p><b>SHOCK ABSORBER</b></p>  <p>Type 'A' 'B' 'D'</p> <p>Heavy Duty Gas</p>		1	<b>C45-004</b> (Pair)	
		1	<b>C45-140</b> (Pair)	
		1	<b>C45-138</b> (Pair)	
		1	<b>C45-108</b> (Pair)	
		1	<b>C45-130</b> (Pair)	
		1	<b>C45-132</b> (Pair)	
		1	<b>C45-130</b> (Pair)	
		1	<b>C45-108</b> (Pair)	
		1	<b>C45-134</b> (Pair)	
		D	2	<b>GS45-114</b>
<p><b>STEERING DAMPER</b></p>  <p>Type 'A'</p> <p><b>12/1997 - 02/2000</b> Heavy Duty (Big Body) Complete with Fittings</p> <p><b>02/2000 on</b> Heavy Duty (Big Body) Complete with Fittings</p>		A	1	<b>SD51-811</b>
		A	1	<b>SD45-801</b>
<p><b>UNDER BODY BUSH KIT</b></p>  <p><b>NOTE:</b> Polyurethane Bush See Rear Under Body Bush Kit</p>				
<p><b>CASTOR KIT</b></p> <p>Front Radius Arm Castor Kit (<math>\pm 2^\circ</math>)</p> <p>4 x Polyurethane Bushes 4 x Eccentric Bushes (+1 Grease Tube)</p> <p>Raising vehicle will affect castor angle. A wheel alignment is recommended to determine if a castor kit is required.</p>		-	1	<b>SPF1721K</b>

REAR		TYPE	QTY	PART NUMBER
<div><p>COIL SPRING Type 'C'</p></div> <div><p>S.W.B.</p><p>Linear Rate Raised Height (40mm Lift)</p><p>L.W.B.</p><p>Linear Rate Standard Height</p><p>Linear Rate Raised Height (45mm Lift) Medium Load to GVM Recommended</p><p>Linear Rate Raised Height (75mm Lift) <b>OR</b> (45mm Lift) 200Kg to GVM</p></div>			1	<b>C45-121</b> (Pair)
			1	<b>C45-099</b> (Pair)
			1	<b>C45-103</b> (Pair)
			1	<b>C45-129</b> (Pair)
<div><p>SHOCK ABSORBER</p><p>Type 'A' 'B' 'C'</p></div> <div><p>Heavy Duty Gas</p></div>		A	2	<b>GS45-115</b>
<div><p>UNDER BODY BUSH KIT</p><p>Polyurethane Bush</p></div> <div><p><b>NOTE:</b></p><p>Kit Contains Front &amp; Rear Under Body Bush Kits</p><p>4 x Front Radius Arm to Chassis Bush 4 x Front Radius Arm to Diff Bush 4 x Front &amp; Rear Panhard Rod Bush 8 x Rear Upper &amp; Lower Trailing Arm Bush</p></div>		B	1	<b>PB45-1239K</b>